

How to buy an NFT from the Iditarod 5000 collection

A Solana compatible crypto wallet is required to purchase and store your NFT. We recommend using our favorite Solana wallet, Phantom, which you can download here: <https://phantom.app/download>. If you have a wallet already but you're not sure if it's Solana compatible, click [here](#) to check.

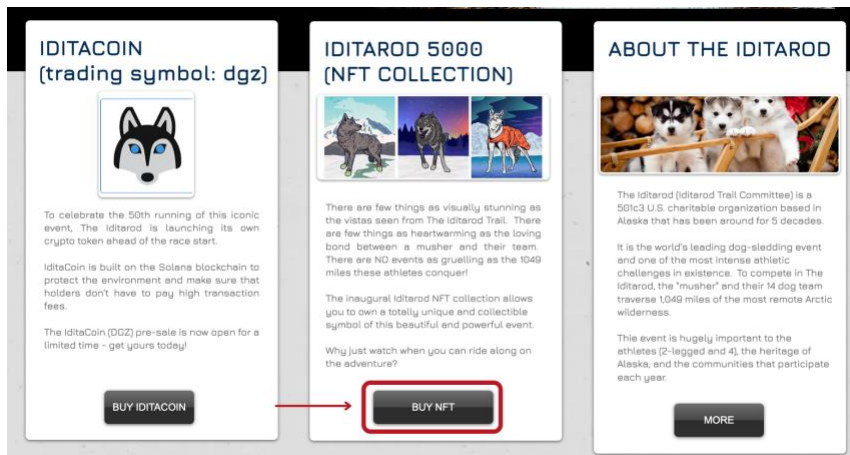
After getting a Solana wallet set up, you will need to fund your wallet with SOL to purchase an NFT. Each NFT costs 2.5 SOL but you will need to buy 2.6 SOL total to cover the small network fee.

We have tutorials on our website on how to do both of these things or check out our YouTube channel

<https://www.youtube.com/channel/UCTU3dUk104IKVOeUWrSaX1A> for a video tutorial.

You will want to buy your NFT on a desktop. An iPhone will not allow the transaction to go through. Follow the steps below to purchase a one-of-a-kind Iditarod 5000 NFT!


Step 1: Visit <https://www.iditaverse.io/> and select 'BUY NFT'



Step 2: Select 'MINT NOW'

How to buy an NFT from the Iditarod 5000 collection

IDITAROD FORGES AHEAD INTO NFTs
To celebrate the 50th running of the Iditarod, we are dropping a cascading collection of jaw-dropping race dogs that you won't want to miss!



IDITAROD // 5000

The Iditarod5000 NFT collection features 5,000 race dogs inspired by real Iditarod competitors set against dramatic Alaskan backgrounds that one would see along the race route. Each of the collection's NFTs are branded with the 50th anniversary logo of the Iditarod - making them a valuable, collectible piece for all who purchase them. Whether you find inspiration from one of our NFT racers silhouetted against the Northern Lights or some of the adorable, up-and-coming race puppies emanating joy from a first sled ride, this collection is a must have for dog and art lovers.

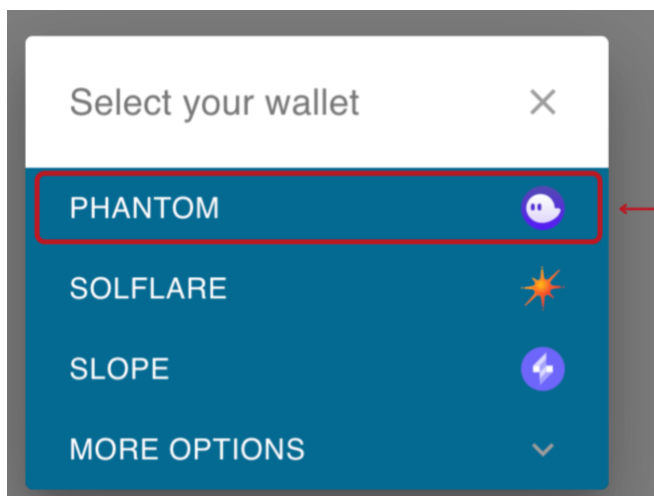
If you have followed news about the explosion in crypto - and NFTs (non-fungible tokens) specifically, you may be as excited as we are. You don't have to be a crypto expert to have heard the huge buzz around them. Our fans have been clamoring for new ways to get engaged and dive into the unparalleled experience that only the Iditarod offers. Iditarod5000 is the perfect way to do that. Join the adventure - opens March 15th on Solana!

→ **MINT NOW**

Step 3: You will need to connect your Solana compatible wallet to purchase the NFT. Select 'CONNECT WALLET'.

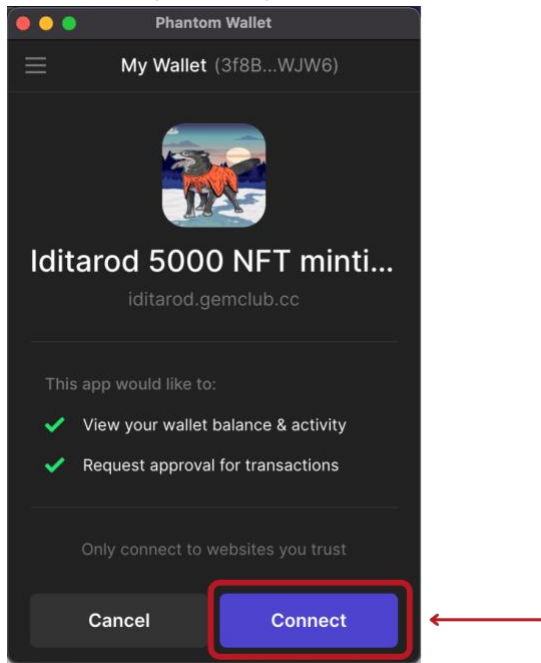


Step 4: A selection of Solana compatible wallets will appear. Select your wallet of choice. For this tutorial, we will use a Phantom wallet so select 'PHANTOM'.

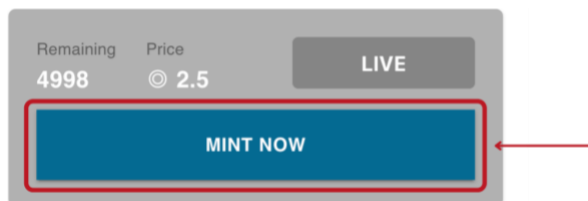


How to buy an NFT from the Iditarod 5000 collection

Step 5: After selecting your wallet choice, your wallet will open. You may need to type in your wallet password first. Then select 'CONNECT'.

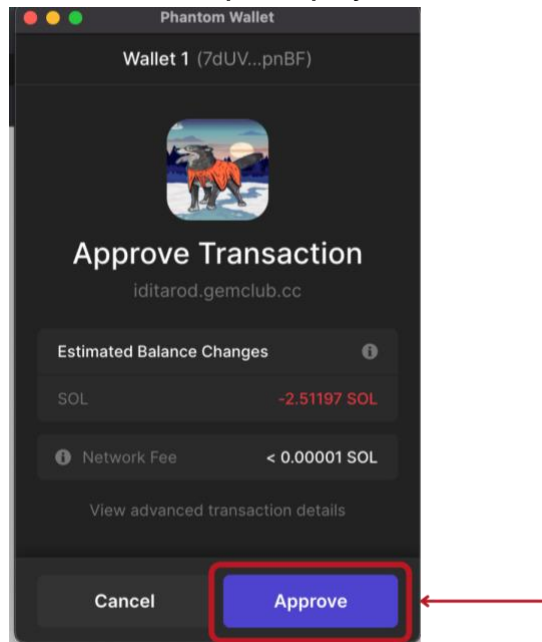


Step 6: You are ready to mint! You should have at least 2.6 SOL in your wallet. Also note, you must purchase each NFT separately. When you mint an NFT, you receive a unique piece from our collection at random. Now, select 'MINT NOW'.



How to buy an NFT from the Iditarod 5000 collection

Step 7: Your wallet will prompt you to confirm the transaction. Select



'Approve'.

Step 8: To view your unique NFT artwork, select the 4 square grid at the bottom of your wallet. Congratulations! You now have an NFT from the Iditarod 5000 collection.

